

**INTERNATIONAL JOURNAL OF FOOD AND
NUTRITIONAL SCIENCES**

IMPACT FACTOR ~ 1.021



Official Journal of IIFANS

COMPARISON OF BIOACTIVE COMPOUNDS AND ENZYMATIC ANTIOXIDANTS IN WHITE BUTTON MUSHROOM AND OYSTER MUSHROOM

Reena Sahu¹ and Yashodhara Verma^{1*}

*Corresponding Author: Yashodhara Verma, ✉ yashodhara.verma@shiats.edu.in

Received on: 3rd April, 2017

Accepted on: 19th September, 2017

Mushroom is a fungi belonging to basidiomycetes family. It is used for several purposes such as medicine, food, sweets. The present work was started with an aim to compare the bioactive compounds namely (protein, total phenol, total carotenoid, total flavonoid), of different types of mushroom. The results showed that white button mushroom had highest amount of protein content ($4.93 \pm 0.12 \mu\text{g g}^{-1}$). Maximum content of flavonoids ($5.41 \pm 0.15 \text{ mg/100 g}$) was observed the oyster mushroom (paddy straw). Total phenol content was highest ($16.21 \pm 0.44 \text{ mg/100 g}$) in oyster mushroom (paddy straw). Highest amount of total carotenoids ($16.21 \pm 0.44 \text{ mg/100 g}$) was seen in oyster mushroom (paddy straw). The enzymatic antioxidant polyphenol oxidase was observed to be highest ($31.74 \pm 3.49 \text{ m mol min}^{-1} \text{g}^{-1} \text{fw}$).

Keywords: Mushroom, Bioactive compound, Enzymatic antioxidant

INTRODUCTION

A mushroom is as “a macrofungus with a distinctive fruiting body which can be either epigeous or hypogeous. The macrofungi have fruiting bodies large enough to be seen with the naked eye and to be picked up by hand” Most mushroom species are under the Basidiomycota and Ascomycota, the two phyla under the kingdom fungi (Kang *et al.*, 2004). A bioactive compound is a compound that has effect on any living organism, tissue or cell. In the field of nutrition bioactive compound is distinguished from essential nutrients while nutrients are essential for sustainability of body. Bioactive compounds are not essential since the body can function properly without them, or because nutrients fulfil the same function. Bioactive compounds are extra nutritional constituents that typically occur in small quantities in food and can influence the health of living beings. Some examples of bioactive compounds are flavonoids, caffeine, carotenoids, carnitine, choline, coenzyme Q, creatine, dithiones, phytoesters, phytoestrogens, glucosinolates, polysaccharides, prebiotics,

anthocyanins, polyphenols, polyphenols, anthocyanins, prebiotics, and taurine (Kaviyarasan *et al.*, 2014). The main bioactive components in mushroom are phenolic compounds, ascorbic acid, β -carotene, flavonoids and lycopene (Patel *et al.*, 2012). They have received an incredible interest in recent decades with the realization that these are good sources of delicious food with excellent flavor, aroma, exotic tasteful appeal and high nutritional traits because they contain good quality proteins, unsaturated fatty acids, minerals and vitamins (Hussein *et al.*, 2015). The wild mushrooms provide a significant source of nutrients that can be used as food or in traditional medicine (Janpoor *et al.*, 2016). Antioxidants are the scavengers of free radicals and are believed to help the body fight chronic diseases (Peter *et al.*, 2014).

MATERIALS AND METHODS

Investigations of Bioactive Compounds

Estimation of protein content: Protein was estimated by the method of (Lowry *et al.*, 1951) by using BSA as standard

¹ Department of Biochemistry and Biochemical Engineering (SHIATS), Allahabad, India.

protein. Using a calculation curve, the results were expressed in $\mu\text{g/ml}$. Estimation of total phenols: Total phenol content in the samples was estimated by the method of Hossain *et al.* (2013). The total phenols g^{-1} tissue was calculated from the standard graph. Estimation of Flavonoids: Flavonoid content in mushroom was estimated according to the method given by Chang *et al.* (2012). Flavonoid content was expressed in term of Quercetin equivalent (mg/g of extracted compound). Estimation of carotenoids: The carotenoid content in mushroom was estimated according to the method given by Moore *et al.* (2003). The carotenoid content (mg ml^{-1}) in the sample was calculated using a calibration curve prepared using standard high purity β -carotene. 1.2 Assays of enzymatic antioxidants
Assay of polyphenol oxidase: Polyphenol oxidase was assayed by method of Liu *et al.* (2007). Assay of Guaiacol peroxidase The activity of guaiacol peroxidase was measured following Kato and Shimizu (1987) using a modification of the procedure of Curtis (1971). Assay of Ascorbate peroxidase Ascorbate peroxidase was assayed according to the method of Nakano *et al.* (1981). Assay of glutathione reductase Glutathione reductase was assayed by method of Starlin and Gopalkrishnan (2013).

RESULTS AND DISCUSSION

The highest protein content was observed in white button mushroom ($4.93 \pm 0.12 \mu\text{g g}^{-1}$) followed by oyster mushroom (paddy straw) ($3.89 \pm 0.11 \mu\text{g g}^{-1}$). Ogoke *et al.* (2015) reported significantly highest protein content in white button mushroom. Therefore, results of the present study are in

agreement with the past studies done by various workers. The highest phenol content was observed in oyster mushroom (paddy straw) ($16.21 \pm 0.44 \text{ mg/100 g}$) followed by white button mushroom ($15.24 \pm 0.54 \text{ mg/100 g}$). Kaviyaran *et al.* (2014) reported significantly highest phenol content is in oyster mushroom (paddy straw). Therefore, results of the present study are in agreement with the past studies done by various workers. The highest carotenoid content was observed in oyster mushroom (paddy straw) ($74.61 \pm 0.21 \text{ mg/100 g}$) followed by white button mushroom ($72.66 \pm 0.22 \text{ mg/100 g}$). McGowan (2001) reported significantly highest carotenoid content in oyster mushroom (paddy straw). Therefore, results of the present study are in agreement with those reported by other workers. The highest flavonoid content was observed in oyster mushroom (paddy straw) ($5.41 \pm 0.15 \text{ mg/100 g}$) followed by white button mushroom ($3.46 \pm 0.19 \text{ mg/100 g}$). Arthy *et al.* (20014) reported significantly highest flavonoid content in oyster mushroom (paddy straw). Therefore, results of the present study are in agreement with the past studies done by various workers.

Valko *et al.* (2007) reported significantly highest polyphenol oxidase activity in white button mushroom. Therefore, results of the present study are in agreement with the studies done by the various workers. Akpaja *et al.* (2003) reported significantly highest guaiacol peroxidase activity in white button mushroom. Therefore, the results of present study are in agreement with the studies done by the various workers. Yue *et al.* (2012) reported significantly highest Ascorbate peroxidase activity in white button

Table 1: APX, PPO, GR, GPX Activity in Selected Mushroom Species

S. No.	Selected Mushroom	PPO ($\text{m mol min}^{-1} \text{g}^{-1} \text{fw}$)	APX ($\text{m mol min}^{-1} \text{g}^{-1} \text{fw}$)	GR ($\text{m mol min}^{-1} \text{g}^{-1} \text{fw}$)	GPX ($\text{m mol min}^{-1} \text{g}^{-1} \text{fw}$)
1	White Button Mushroom	31.74 ± 3.49	10.07 ± 2.17	15.95 ± 0.47	20.18 ± 0.27
2	Oyster mushroom (paddy straw)	29.43 ± 3.11	9.09 ± 2.11	14.87 ± 0.41	19.11 ± 0.22

Table 2: Content of Bioactive Compounds in Selected Mushroom Species

S. No	Selected Mushroom	Protein ($\mu\text{g g}^{-1}$)	Total Phenols (mg/100 g)	Total Carotenoids (mg/100 g)	Total Flavonoids (mg/100 g)
1	White Button Mushroom	4.93 ± 0.12	15.24 ± 0.54	72.66 ± 0.22	3.46 ± 0.19
2	Oyster mushroom (paddy straw)	3.89 ± 0.11	16.21 ± 0.44	74.61 ± 0.21	5.41 ± 0.15

Figure 1: Protein Content of Different Types of Mushroom

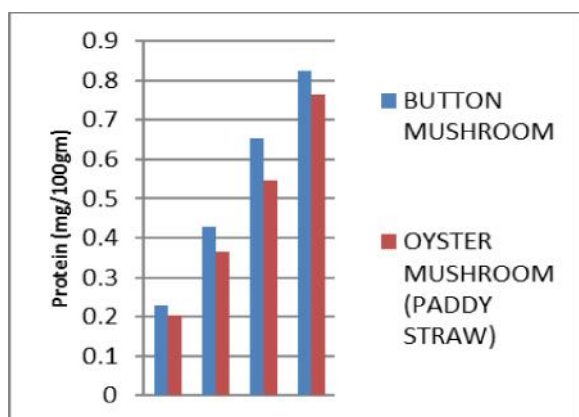


Figure 2: Total Phenol Content of Different Types of Mushroom

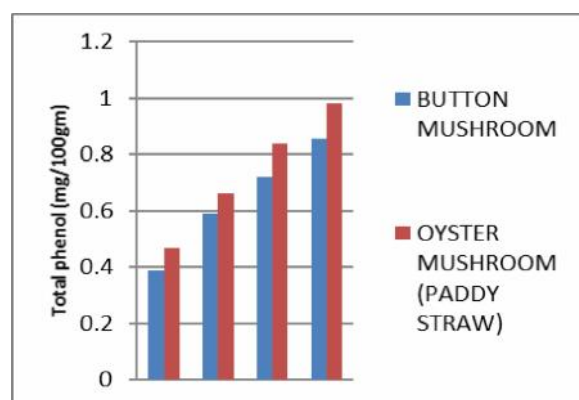


Figure 3: Carotenoid Content of Different Types of Mushroom

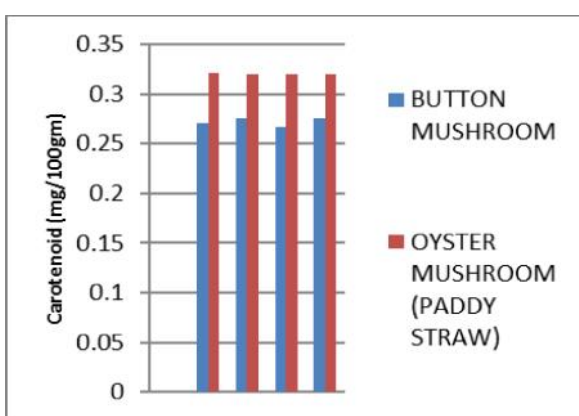
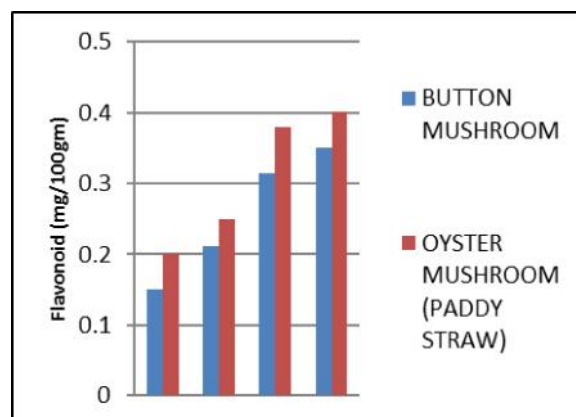


Figure 4: Flavonoid Content of Different Types of Mushroom



mushroom. Therefore, results of the present study are in agreement with the past studies done by the various workers. Wasser *et al.* (1999) reported significantly highest Glutathione reductase activity in white button mushroom. Therefore, results of the present study are in agreement with the past studies done by various workers.

CONCLUSION

On the basis of above investigations it can be concluded that when oyster mushroom is grown on paddy straw it becomes rich in total phenol, carotenoid and flavonoid, thus it can be said to be nutritionally significant. At the same time white button mushroom is a rich source of protein.

REFERENCES

- Akpaja E O, Isikhuemhen O S and Oya J A (2003), "Ethnomycology and Usage of Edible and Medicinal Mushrooms Among the Igbo People of Nigeria", *Int. J. of Med. Mushroom*, Vol. 5, No. 13, pp. 313-319.
- Arthy K and Deivanai K (2014), "Evaluation of Antibacterial Potentials of Some Edible Mushroom Species", *Int. J. Curr. Res. Chem. Pharma. Sci.*, Vol. 1, No. 8, pp. 116-121.
- Chang S T and Wasser S P (2012), "The Role of Culinary-Medicinal Mushrooms on Human Welfare with a Pyramid Model for Human Health", *Int. J. of Med. Mushrooms*, Vol. 14, pp. 95-134.
- Hossain M A, Rqmi K A S, Mijizy Z H, Weli A M and Riyami Q (2013), "Study of Total Phenol, Flavonoids Contents and Phytochemical Screening of Various

- Leaves Crude Extracts of Locally Grown *Thymus vulgaris*", *J. Asian Pac. Trop. Biomed.*, Vol. 3, No. 9, pp. 705-710.
- Hussein J M, Tibuhwa D D, Mshandete A M and Kivaisi A K (2015), "Antioxidant Properties of Seven Wild Edible Mushrooms from Tanzania", *Afr. J. of Food Sci.*, Vol. 9, No. 9, pp. 471-479.
 - Jonpoor J, Pourianfar H R and Rezaeian S (2016), "Collection and Identification of Iranian Wild Mushrooms: Towards Establishment of a Mushroom Bio-Bank", *Int. J. of Adv. Res.*, Vol. 1, pp. 256-260.
 - Kang A S, Kwon H and Cho S B (2004), "Oyster Mushroom Cultivation (Mushroom Growing Houses)", *Afr. J. of Biotech.*, Vol. 5, pp. 1355-1359.
 - Kaviyarasan V and Shenbagaraman R (2014), "Antiproliferative Activity of Bioactive Compounds from Mushrooms of Indian Isolates", *Int. J. Conf. on Mushroom Biol. & Mushroom Products*, pp. 385-393.
 - Liu L, Cao S, Xie B, Sun Z, Li X and Miao M W (2007), "Characterization of Polyphenol Oxidase from Litchi Pericarp Using (-) Epicatechin as Substrate", *J. of Agri. and Food Chem.*, Vol. 55, pp. 7140-7143.
 - Lowry H, Rosebrough N J, Farr A L and Randall R J (1951), "Protein Measurement with the Folin Phenol Reagent", *J. Biol. Chem.*, Vol. 193, p. 265.
 - McGowan J E (2001), "Economic Impact of Antimicrobial Resistance", *J. Emerg. Infect. Diseases*, Vol. 7, No. 2, pp. 286-292.
 - Moore J, Hao Z, Zhou K, Luther M, Costa J and Yu L (2005), "Carotenoid, Tocopherol, Phenolic Acid and Antioxidant Properties of Maryland-Grown Soft Wheat", *J. Agric. Food Chem.*, Vol. 53, pp. 6649-6657.
 - Nakano Y and Asada K (1981), "Hydrogen Peroxide is Scavenged by Ascorbate Specific Peroxidase in Spinach Chloroplasts", *J. Plant Cell Physiol.*, Vol. 22, pp. 867-880.
 - Ogoke J A and Okwulehie I C (2013), "Bioactive, Nutritional and Heavy Metal Constituents of Some Edible Mushrooms Found in Abia State of Nigeria", *Int. J. App. Micro and Biotech. Res.*, pp. 2053-1818.
 - Patel Y, Naraian R and Singh V K (2012), "Medicinal Properties of *Pleurotus Sp.* (Oyster Mushroom): A Review", *World J. of Fungal and Plt. Biol.*, Vol. 3, No. 1, pp. 01-12.
 - Starlin T and Gopalakrishna V K (2013), "Enzymatic and Non-Enzymatic Antioxidant Properties of *Tylophora pauciflora* Wight and Arn—An *in vitro* Study", *Asian J. of Pharma. and Clinical Res.*, Vol. 6, No. 4, pp. 68-71.
 - Valko M, Leibfritz D, Moncol J, Cronin M, Mizoram T and Telser J (2007), "Free Radicals and Antioxidants in Normal Physiological Functions and Human".
 - Wasser S P and Weis A L (1999), "Medicinal Properties of Substances Occurring in Higher *Basidiomycetes* Mushrooms: Current Perspectives (Review)", *Int. J. Med. Mushrooms*, Vol. 1, pp. 31-62.
 - Yue P Y, Wong Y Y, Cha T Y, Law C K, Tsoi Y K and Leung K S (2012), "Review of Biological and Pharmacological Activities of the Endemic Taiwanese Bitter Medicinal Mushroom, *Antrodia camphorata* (Higher *Basidiomycetes*)", *Int. J. of Med. Mushrooms*, Vol. 14, pp. 241-256.

